




9:00 – 10 am <u>Close Reading</u>	10 -11 am <u>English</u>	11-11.15	11.15-12.15 pm <u>Maths</u>	12.15 – 1.15 pm	1.15 -2:15 pm <u>Art and Spanish</u>
<p>All reading learning will be linked to a book or text from Fiction Express or Active Learn.</p> <p>Our text this week is 'The House on Strange Street' by Simon Cheshire. We are reading Chapter 2 this week.</p>  <p>https://en.fictionexpress.com/books/the-house-on-strange-street/chapters/2-spookier-and-spookier/1/</p> <p>Read Chapter 2 from 'The House on Strange Street,' before starting today's learning.</p> <p><u>LO: to use evidence from the text to justify my answers</u></p> <p><u>Starter</u> Look at the short video on the Google Classroom stream about anagrams. You have to unscramble the mixed up letters to reveal each hidden word. Complete the anagrams below.</p> <p><u>Activity</u> Answer the questions below using the text to find the evidence. Please make sure you write your responses in complete sentences.</p>	<p>https://www.youtube.com/watch?v=nvDpwlC8NtA</p>  <p><u>LO: to write sentences about a setting</u></p> <p>To recap yesterday we wrote words and phrases linked to the setting picture. Today you are going to use that information to write your own sentences. Remember to use your senses to help write sentences of what the boy could see, smell, taste, touch. Also think about how he may feel when he wakes up – is he scared/ excited/ nervous?</p>  <p>When you are writing your sentences make sure you use different sentence openers and that your sentences make sense.</p> <p>Please write at least 8 to 10 sentences about this cave setting.</p>	<p><i>Break</i></p>	<p><u>M.L.O. to recall number bonds</u></p> <p>Spend at least ten minutes on Top Marks Hit the Button – Number bonds.</p> <p>Go on up to 10, Up to 20 and Up to 100 and complete some of the activities to recall number bonds for 10, 20 and 100</p> <p>https://www.topmarks.co.uk/maths-games/hit-the-button</p> <p>Activity 1:</p> <p><u>L.O. to use column to add and subtract</u></p> <p>Recall using column to add and subtract.</p> <p>Recall highlighting key facts in the word problem.</p> <p>Work out what your calculation needs to be</p> <p>Kelly has 100g of crisps. She eats 40g of them and her brother eats the rest. How much does her brother eat?</p> <p>Gran puts 40g of sugar in a bowl. She then adds 60g of flour. How much does the mix weigh?</p> <p>Activity 2:</p> <p><u>L.O. to use column to add and subtract</u></p>	<p><i>Lunch</i></p>	<p>Art</p> <p><u>L.O. to create a picture of your choice using different techniques</u></p> <p>This half term we have looked at using techniques such as shading, hatching and cross-hatching to add extra detail to our art work.</p> <p>To end this unit of work you can complete your Cave Art drawings from last week if you need to. If you have finished them then you can create a picture of your own design using the three different techniques we have looked at to add detail to your pictures. You can use whatever materials you chose e.g. paint, crayons, chalk's. If it's dry outside and not freezing then maybe you could draw your picture outside or use materials from outside</p> <p>Spanish</p> <p>Lesson 2 - Green, Yellow, Pink and Orange - click on link below https://www.speekee.com/blended-classroom/ad4dd372c54ac51ccf44ffb1e9389ef78cac250f Write down the new vocabulary you have learnt this afternoon</p> <p>Lesson 3 – I like it, I don't like it https://www.speekee.com/blended-classroom/f3ed832cd11bc64d1e31550f519dc0fad1cd770f Write down the vocabulary you have learnt this afternoon</p> <p><u>Super Learning!</u></p>

KS2

Thursday 11th February 2021 – Year 3

			<p>To solve one step word problems involving addition and subtraction See Resources below</p> <p>Challenge: <u>L.O. to use column to add and subtract</u> To solve two step word problems involving addition and subtraction</p>		<p>To finish this afternoon's learning please choose a book to either read in silence or to an adult for at least 10 minutes. Remember to discuss the book with someone in your family.</p>
--	--	--	--	--	---

Please send your completed work to 3A@marshill.bham.sch.uk / 3W@marshill.bham.sch.uk

English and Maths to be emailed by 12.30pm Foundation work to be emailed by 2.30pm. This is to allow staff to respond to work completed daily

Close Reading

Starter activity - Anagrams

LESA

--	--	--	--

PYSKOO

--	--	--	--	--	--

DOSWAH

--	--	--	--	--	--

STTERE

--	--	--	--	--	--

SRTAGEN

--	--	--	--	--	--	--

Close Reading

1. On page 1 how did Joel know that the voice did not belong to Dad or Mr Drripp?
2. What disappeared on page 2 to be replaced by a solid wall?
3. How do you think the stairs were 'rotten'? Do you think a lick of paint as suggested by Mr Drripp would have sorted out the problem?
4. On page 3 what two ways did Joel and Zoe try to get help?
5. Write what the spooky voice said on page 3.
6. How do you think the ghosts would be disturbed?
7. On page 4 what did the children see that they had not seen before?
8. Why do you think the author wrote, 'The door creaked open all on its own.' What impact does the author want to create?
9. Write three or four sentences to continue this chapter.

Maths

Activity 2

3. Gary is 24, his sister Jane is 16 years younger. How old is Jane?



4. Chocolate bars used to cost 56p. The cost has been cut by 25p. How much does chocolate now cost?



5. Joshua has 43p. After he buys a comic he has 22p left. How much was the comic?



6. Cathy has 37p, and Sally has 15p less. How much does Sally have?



7. There are 38 people on the bus. At the next stop, 7 people get off. How many people are left on the bus?






8. Tanya had a ribbon that was 29cm long. She cut off 14cm. How long is her ribbon?



Maths

Challenge

<p>1. There were 17 books on a shelf and 15 books on another shelf. 9 books were taken by some children to read.</p> <p>How many books were left on both shelves?</p> 	<p>2. A box of pencils holds 5 pencils when full. There are 2 full boxes of pencils. 4 pencils are then taken away to be used.</p> <p>How many pencils are left?</p> 
<p>3. There are 26 sheep, 18 cows and 12 goats in a farmyard. How many animals are there all together?</p> 	<p>4. There are 10 people in a classroom and 5 people come to join them. 7 people then go out to work in a group. How many people are left in the room?</p>