Reading Newspaper Article: Read the newspaper article about the Romans. What did you find out? Look carefully, at the features. If you were a journalist, what would you write an article about.

Spellings Practise spelling these words:

1. unnecessary 2. queue 3. prejudice 4. rhythm
5. convenience 6. parliament 7. sufficient 8. lightning
9. bruise 10. pronunciation

Try to put each of these words into a written sentence or paragraph.

Writing . You are a journalist!

Write a newspaper article about a world or local event. Use the features of the article you read for your reading homework, to help you know how to structure it. Do you remember the last article we wrote in Year 5? Clue: Space.

PE Try to exercise each day with Joe Wicks.
https://www.youtube.com/channel/UCAxW1XT0iEJo0TYlRfn6rYQ

https://www.kddk.co.uk/index.php/video/home-learning-week-2/ Password KDDK

https://www.kddk.co.uk/index.php/video/home-learning/home-learning-resources/

Science – Materials
Forces in action – what ones do you know? See attached sheets.

https://www.youtube.com/watch?v=iQGVwviU2U8

Home Learning Tasks

Week beginning:

29/06/20

Year 5

Marvellous Me badges and house points will be awarded for each task you complete!

Maths - ***White Rose Maths*** and ***BBC Bitesize*** have made videos and activity sheets available during this time to support with maths learning at home.
https://whiterosemaths.com/homelearning/year-5/
https://www.bbc.co.uk/bitesize/tags/zhgppg8/year-5-and-p6-lessons/1

Please ask your child *Why?* or *How do you know?* and encouraging them to *Prove it!*

Mon – Measure angles up to 180 degrees

Tue – Draw angles up to 180degrees

Wed – Measure and identify angles on a straight line

Thurs – Measure and identify angles around a point

Fri – Challenge of the week

If this is too tricky, try the maths in a lower Yr group.

Art & DT
Over the next few weeks of term, can you create a Greek mask using a balloon and paper mache.

Spanish
https://rockalingua.com/games here are some fun Spanish games to help to revise you to learn and revise.

Online Learning (Logins were sent home)

*Purple Mash. www.purplemash.com To do lists will be checked and you will receive a comment for work completed.
* Times Tables Rock Stars www.ttrockstars.com
*Active Learn www.activelearnprimary.co.uk
*BBC Bitesize www.bbc.co.uk/bitesize (no login)
*White Rose Maths www.whiterosemaths.com/homelearning (no login)

History/Geography
https://www.youtube.com/watch?v=OJidSZz_an4
Look at the attached sheets to compare the Spartans to the Athenians

Values/RE – Understanding

Thinking of the value for this month – how do you try to help those living in our community?

Please send completed work to 5J@marshill.bham.sch.uk or 5M@marshill.bham.sch.uk or you can upload to our school twitter page @marsh_hill
We look forward to seeing this week's learning!
If you need login details again, please email your class email address and a reply will be sent within 24 hours.

Take care and stay safe,
Mr Jellyman and Ms Morrison

Computing (Purple Mash) – Recipe (2DO)

Can you sequence the instructions and then follow recipe to make the food item?

ATHENS: In ancient Athens, the purpose of education was to produce citizens trained in the arts, to prepare citizens for both peace and war. Girls were not educated at school, but many learned to read and write at home, in the comfort of their courtyard. Until age 6 or 7, boys were taught at home by their mother or by a male slave. From age 6 to 14, they went to a neighborhood primary school or to a private school. Books were very expensive and rare, so subjects were read out-loud, and the boys had to memorize everything. To help them learn, they used writing tablets and rulers.

In primary school, they had to learn two important things - the words of Homer, a famous Greek epic poet, and how to play the lyre, a musical instrument. Their teacher, who was always a man, could choose what additional subjects he wanted to teach. He might choose to teach drama, public speaking, government, art, reading, writing, math, and another favorite ancient Greek instrument - the flute.

Following that, boys attended a higher school for four more years. When they turned 18, they entered military school for two additional years. At age 20, they graduated.

The ancient Greeks considered their children to be "youths" until they reached the age of 30! When a child was born to ancient Greek family, the father carried his child in a ritual dance around the household. Friends and relatives sent gifts. The family decorated the doorway of their home with a wreath of olives (for a boy) or a wreath of wool (for a girl).

In Athens, as in most Greek city-states girls stayed at home until they were married. Like their mother, they could attend certain festivals, funerals, and visit neighbors for brief periods of time. Their job was to help their mother, and to help in the fields, if necessary.

GREEK BOYS

In most Greek city-states, when young, the boys stayed at home, helping in the fields, sailing, and fishing. **At age 6 or 7, they went to school.**

SPARTA: In ancient Sparta, the purpose of education was to produce a well-drilled, well-disciplined marching army. Spartans believed in a life of discipline, self-denial, and simplicity. They were very loyal to the state of Sparta. Every Spartan, male or female, was required to have a perfect body. When babies were born in ancient Sparta, Spartan soldiers would

come by the house and check the baby. If the baby did not appear healthy and strong, the infant was taken away, and left to die on a hillside, or taken away to be trained as a slave (a helot). Babies who passed this examination were assigned membership in a brotherhood or sisterhood, usually the same one to which their father or mother belonged.

Spartan Boys: Spartan boys were sent to military school at age 6 or 7. They lived, trained and slept in their the barracks of their brotherhood. At school, they were taught survival skills and other skills necessary to be a great soldier. School courses were very hard and often painful. Although students were taught to read and write, those skills were not very important to the ancient Spartans. Only warfare mattered. The boys were not fed well, and were told that it was fine to steal food as long as they did not get caught stealing. If they were caught, they were beaten. They boys marched without shoes to make them strong. It was a brutal training period.

Legend has it that a young Sparta boy once stole a live fox, planning to kill it and eat it. He noticed some Spartan soldiers approaching, and hid the fox beneath his shirt. When confronted, to avoid the punishment he would receive if caught stealing, he allowed the fox to chew into his stomach rather than confess he had stolen a fox, and did not allow his face or body to express his pain.

Somewhere between the age of 18-20, Spartan males had to pass a difficult test of fitness, military ability, and leadership skills. Any Spartan male who did not pass these examinations became a perioikos. (The perioikos, or the middle class, were allowed to own property, have business dealings, but had no political rights and were not citizens.) If they passed, they became a full citizen and a Spartan soldier. Spartan citizens were not allowed to touch money. That was the job of the middle class. Spartan soldiers spent most of their lives with their fellow soldiers. They ate, slept, and continued to train in their brotherhood barracks. Even if they were married, they did not live with their wives and families. They lived in the barracks. Military service did not end until a Spartan male reached the age of 60. At age 60, a Spartan soldier could retire and live in their home with their family.

Spartan Girls: In Sparta, girls also went to school at age 6 or 7. They lived, slept and trained in their sisterhood's barracks. No one knows if their school was as cruel or as rugged as the boys school, but the girls were taught wrestling, gymnastics and combat skills. Some historians believe the two schools were very similar, and that an attempt was made to train the girls as thoroughly as they trained the boys. In any case, the Spartans believed that strong young women would produce strong babies.

At age 18, if a Sparta girl passed her skills and fitness test, she would be assigned a husband and allowed to return home. If she failed, she would lose her rights as a citizen, and became a perioikos, a member of the middle class. In most of the other Greek city-states, women were required to stay inside their homes most of their lives. In Sparta, citizen women were free to move around, and enjoyed a great deal of freedom, as their husbands did not live at home.

No marvelous works of art or architecture came out of Sparta, but Spartan military force was regarded as terrifying. Thus, the Spartans achieved their goal.

Can I use research material to compare the Spartans to the Athenians? (copy)

The Athenians

1. Five positive things about the Athenians are:

2. Five negative things about the Athenians are:

3. The Athenians were considered:

4. The Athenians believed themselves to be ....

5. What contributions have the Athenians given us?

6. Other interesting information I have discovered is .... (cover 3 different subjects).

The Spartans

1. Five positive things about the Spartans are:

2. Five negative things about the Spartans are:

3. The Spartans were considered:

4. The Spartans believed themselves to be ....

5. What contributions have the Spartans given us?

6. Other interesting information I have discovered is .... (cover 3 different areas e.g. education, religion or home life for)

Extended group: Include facts from different sources, write full and detailed answers.

Can I use research material to compare the Spartans to the Athenians?

(modified)

The Athenians

1. Five positive things about the Athenians are:

2. Five negative things about the Athenians are:

3. The Athenians were considered:

4. The Athenians believed themselves to be ....

5. Other interesting information I have discovered is ....

The Spartans

1. Five positive things about the Spartans are:

2. Five negative things about the Spartans are:

3. The Spartans were considered:

4. The Spartans believed themselves to be ….

5. Other interesting information I have discovered is ….

Can I identify the similarities and differences between the Athens and the Spartans?

Cut out the below statements and stick them on sugar paper under the sub-headings 'Athenians' and 'Spartans'.

I am courteous

I believe 'strength' is best

My culture is the best

I am proud and fierce

I am superbly educated

I am beaten to make me tough

My education makes me superior

I dress exactly like my peers

I am an achiever

I am given very little food

I never cry in pain

I study poetry and literature

I will never lie or cheat

I attend military school for two years

If some one shows signs of leadership – kill them

I think winning is the only way

I shake hand to greet people

Forces in Action

To identify forces acting on objects.

In the two pictures below, the arrows represent forces acting.

Write the names of the forces in the boxes.

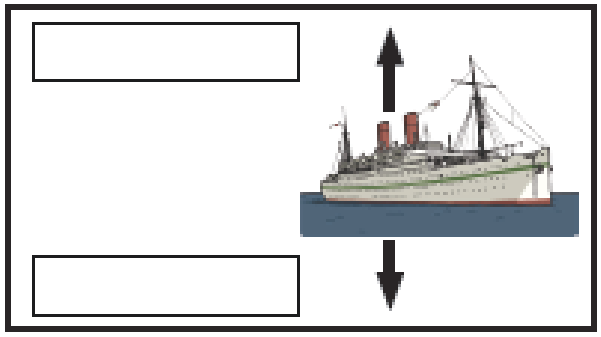

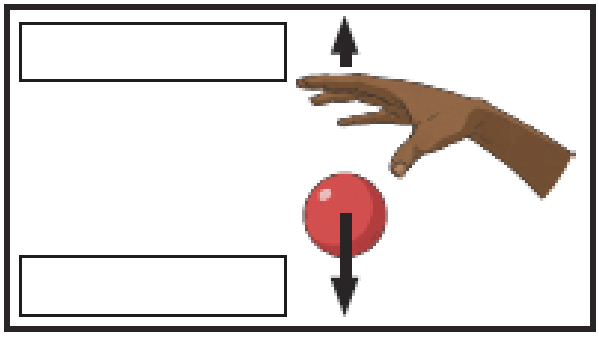

Draw your own arrows and label them to show the forces acting.

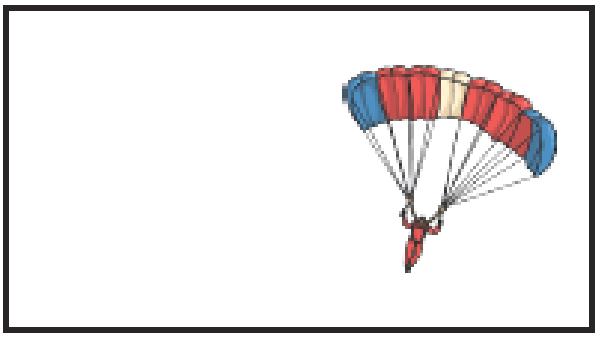



Draw your own pictures in the boxes below. Then label and draw your own arrows to show the forces acting.

Forces in Action **Answers**

In the two pictures below, the arrows represent forces acting.

Write the names of the forces in the boxes.

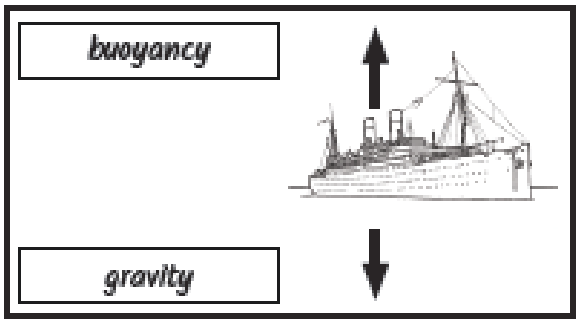

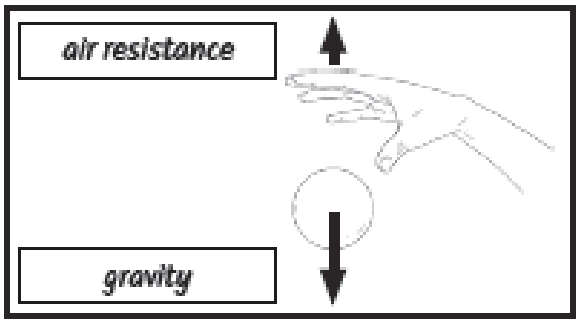

Draw your own arrows and label them to show the forces acting.

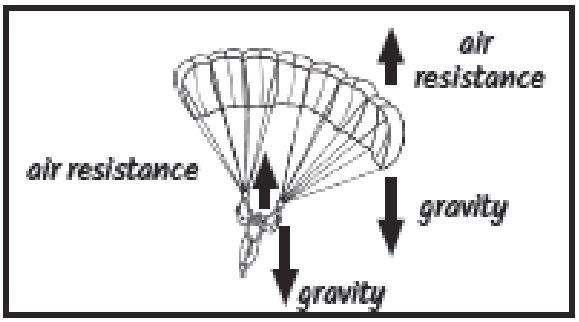

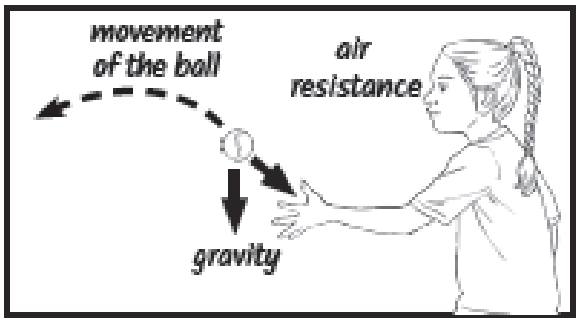

The arrows have been drawn here with different lengths to show which force is bigger but it is not a requirement for children at KS2 to show the relative strengths of forces by drawing arrows with different lengths. They only need to show the correct direction of the forces.